



- ⊙ Proven optical measurement techniques
- ⊙ Rugged construction
- ⊙ Simple installation/operation
- ⊙ Low maintenance
- ⊙ Designed specifically for tunnels
- ⊙ PC utility software included
- ⊙ 0-300ppm NO/CO/NOX* measurement with 0.5ppm resolution
- ⊙ Visibility in Extinction (k), or MOR (m) with a resolution of 0.1% opacity
- ⊙ Temperature compensated measurements
- ⊙ Isolated 4-20mA analogue outputs
- ⊙ Alarm relay contacts
- ⊙ Choice of serial comms protocols

The NOVICOM tunnel monitor uses proven IR spectroscopy techniques to determine the level of carbon monoxide (CO) and nitric oxide (NO) in tunnels. Total oxides of nitrogen (NOX) can be inferred from the NO measurement, so the NOVICOM can also present a NOX reading. The measurement range is 0-300ppm with a resolution of 0.5ppm.

The NOVICOM uses standard light obscuration techniques to determine visibility in the tunnel atmosphere also. Measurements are made as opacity (%) and presented as the Extinction Coefficient (k), or Meteorological Optical Range (metres visibility), to a resolution of 0.1% opacity.

The NOVICOM also measures temperature and humidity, and all measurements are compensated for both factors to ensure stable readings across all conditions.

Having been designed specifically for tunnel environments, the NOVICOM is of rugged construction using powder coated stainless steel and flame retardant polycarbonate to achieve an IP65 / NEMA 4X protection rating. This instrument can withstand the corrosive atmosphere and regular tunnel washing that the tunnel environment endures.

The NOVICOM is a self contained intelligent analyser with on-board industry standard SCADA/PLC interface options, such as 4-20mA outputs, alarm relay contacts, and a choice of serial communications protocols (ModBus is provided as standard). As such the NOVICOM has no need for a control unit (although one is available as an option) and can be set-up and controlled (using the PC based utility software – supplied) in a “stand-alone” configuration.



An optional control unit (known as an Operator Interface, or OI) is available and can be connected to the NOVICOM with a single cable length up to 1km. The OI has a display and keypad allowing for direct human interface, but also a complete duplicate set of electrical interface options to those found in the NOVICOM itself. Using an OI, the operator has the option of making SCADA/PLC interface connections at the instrument, at the OI, or at both.



TUNNEL SENSORS

NOVICOM Combined CO, NO and Visibility Monitor for Tunnels

Specification:

CO/NO Measurement Performance

No.	Parameter	Units	Min	Max	Comment
1	Path length	m	5.5	6.5	
2	Display range	ppm	0	300	
3	Accuracy	ppm %	-2 -10	+2 +10	Whichever is greatest
4	Resolution	ppm		0.1	Display resolution
5	Damping / response time	s		100/400	CO=100 NO=400
6	Drift with temperature	ppm	-2	+2	Over 20°C
7	Angular alignment sensitivity	deg.	-0.5	+0.5	Tolerable change in angle between the Tx and Rx for a 5ppm change in reading.
8	Signal level sensitivity	%	-10	+10	Tolerable change in optical power level at Rx for a 5ppm change in reading.

Visibility Measurement Performance

No.	Parameter	Units	Min	Max	Comment
9	Path length	m	5.5	6.5	
10	Display range				
	Transmission	t	0	1.000	
	Extinction Coefficient (k)	m ⁻¹	0	0.0150	
	Meteorological Optical Range (MOR)	m	0	15000	
	Opacity	%	0	100	
11	Resolution				Display resolution
	Transmission	t		0.001	
	Extinction Coefficient (k)	m ⁻¹		0.0001	
	Meteorological Optical Range (MOR)	m		1	
	Opacity	%		0.1	
12	Accuracy	%	-2	+2	
13	Damping / response time	s	0	999	
14	Drift with temperature	%	-2	+2	Over 20°C
15	Angular alignment sensitivity	deg.	-0.5	+0.5	Angle change between Tx and Rx for a 5% change in transmission



Tunnel Sensors Ltd, Furlong House, Crowfield, Brackley, Northamptonshire NN13 5TW United Kingdom
Telephone: +44 (0)1280 850563, **Facsimile:** +44 (0)1280 850568
Email: contact@tunnelsensors.com, **Web site:** www.tunnelsensors.com



© Tunnel Sensors Ltd 2008
23/10/2008 V1.5

All technical details and specifications are subject to change without notice



TUNNEL SENSORS

NOVICOM Combined CO, NO and Visibility Monitor for Tunnels

Specification (cont.):

Power

16	Voltage	VDC		+24	
17	Voltage Tolerance	%	-10	+10	
18	Nominal Current Consumption	A		1.0	
19	Power Up Current Consumption	A		2.0	

Interface Options

20	Serial outputs				RS485 and ModBus (on terminals) RS232 (on 9 pin D header) Profibus, DeviceNet, Ethernet etc. (on plug in modules in optional OI)
21	Analogue Outputs (1 output)	V mA	0.0 4.0	10.0 20.0	Isolated and scalable Isolated and scalable
22	Digital Relay Contacts	A	0	3	@30VDC (Service alarm, velocity alarm, direction indicator)

Physical

23	Ingress Protection			IP65	
24	Operating Temperature	°C	-20	+50	
25	Storage Temperature	°C	-20	+50	
26	Operating Humidity	%	5	100	
27	Regulatory Compliance				89/336/EEC (Electromagnetic Radiation) 73/23/EEC (Low Voltage)
28	Materials				Powder coated stainless steel
29	TX/RX dimensions (each)	cm		79x16x23	L x W x H
30	TX/RX weight (each)	Kg		8.5	
31	Warranty	Months		12	Return to base warranty. Extensions available.
32	Mean Time Between Failure	Years		10	



Tunnel Sensors Ltd, Furlong House, Crowfield, Brackley, Northamptonshire NN13 5TW United Kingdom
Telephone: +44 (0)1280 850563, Facsimile: +44 (0)1280 850568
Email: contact@tunnelsensors.com, Web site: www.tunnelsensors.com



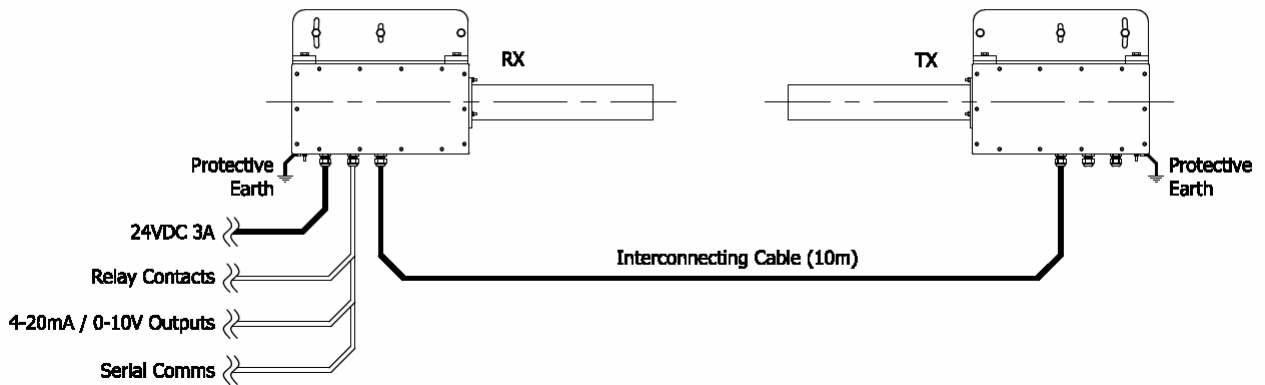


TUNNEL SENSORS

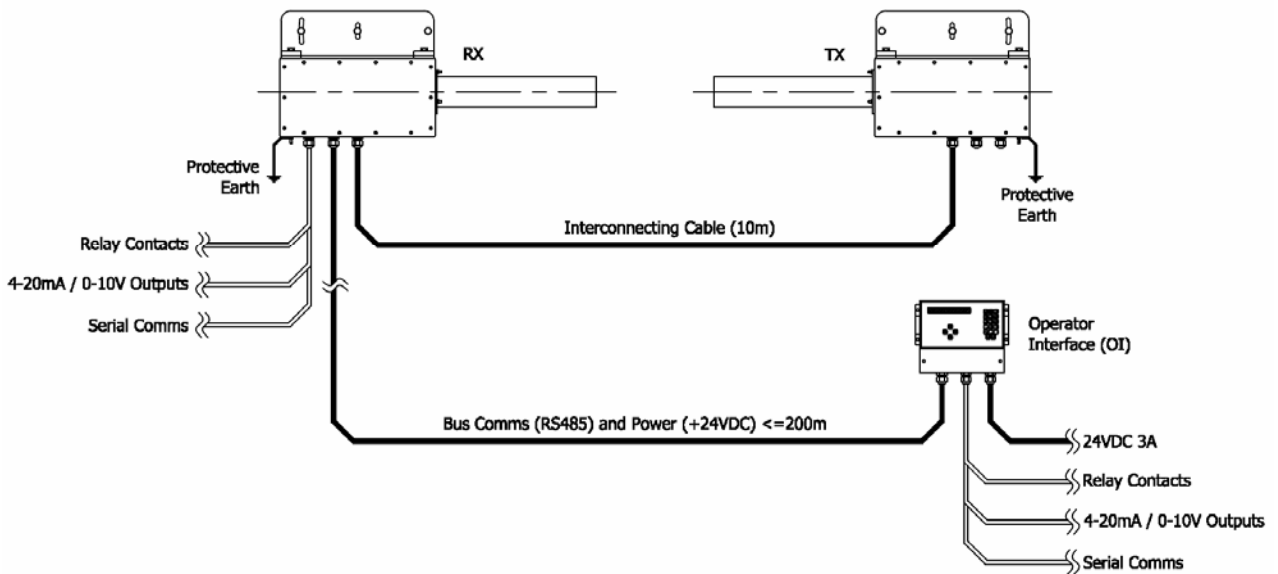
NOVICOM Combined CO, NO and Visibility Monitor for Tunnels

Configuration Options:

Stand-alone Configuration



Remote OI <=200m Configuration



Tunnel Sensors Ltd, Furlong House, Crowfield, Brackley, Northamptonshire NN13 5TW United Kingdom
Telephone: +44 (0)1280 850563, Facsimile: +44 (0)1280 850568
Email: contact@tunnelsensors.com, Web site: www.tunnelsensors.com



All technical details and specifications are subject to change without notice

© Tunnel Sensors Ltd 2008
23/10/2008 V1.5

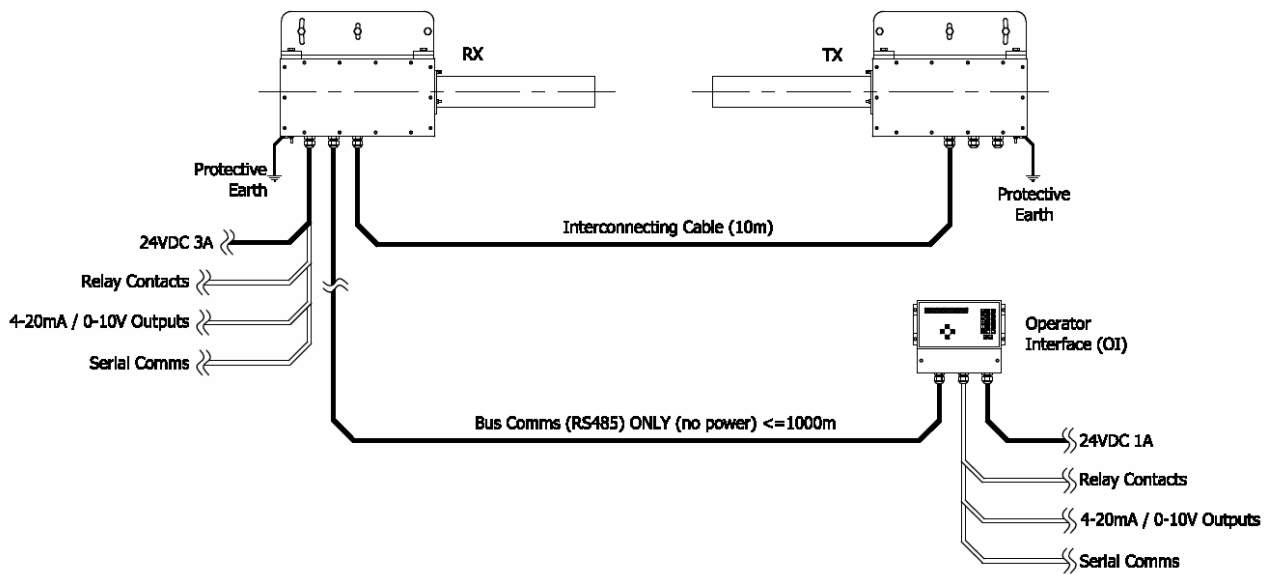


TUNNEL SENSORS

NOVICOM Combined CO, NO and Visibility Monitor for Tunnels

Configuration Options (cont.):

Remote OI <=1000m Configuration



Tunnel Sensors Ltd, Furlong House, Crowfield, Brackley, Northamptonshire NN13 5TW United Kingdom
Telephone: +44 (0)1280 850563, Facsimile: +44 (0)1280 850568
Email: contact@tunnelsensors.com, Web site: www.tunnelsensors.com



All technical details and specifications are subject to change without notice

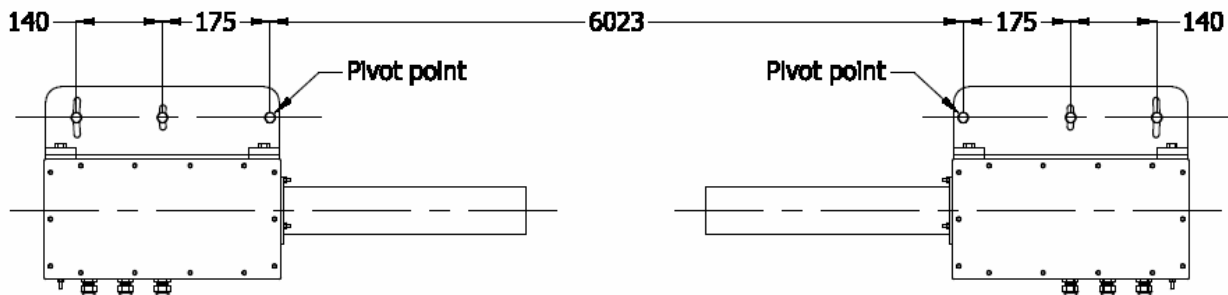
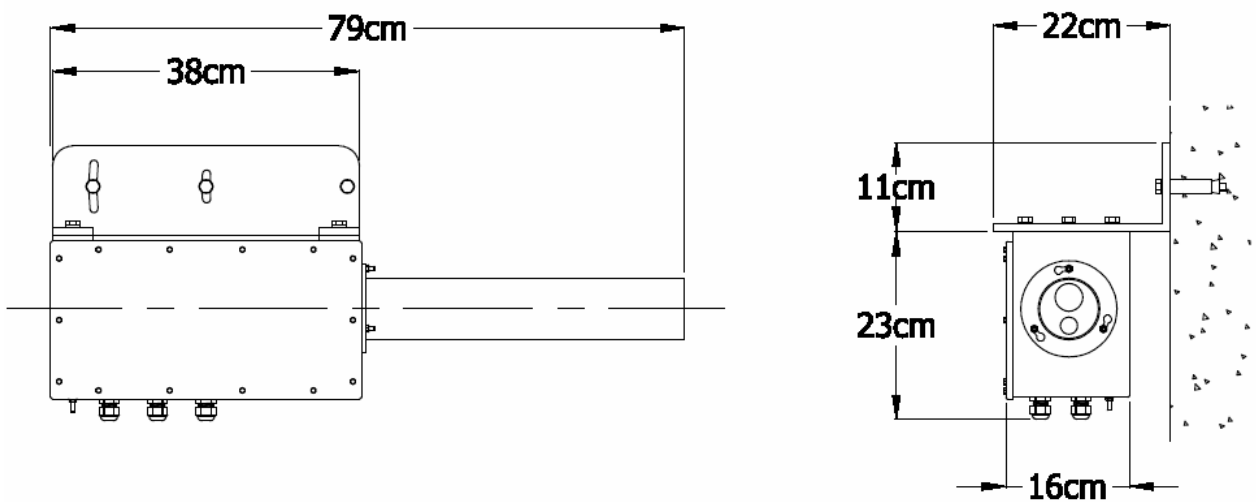
© Tunnel Sensors Ltd 2008
23/10/2008 V1.5



TUNNEL SENSORS

NOVICOM Combined CO, NO and Visibility Monitor for Tunnels

Dimensions:



Tunnel Sensors Ltd, Furlong House, Crowfield, Brackley, Northamptonshire NN13 5TW United Kingdom
Telephone: +44 (0)1280 850563, Facsimile: +44 (0)1280 850568
Email: contact@tunnelsensors.com, Web site: www.tunnelsensors.com








All technical details and specifications are subject to change without notice

© Tunnel Sensors Ltd 2008
23/10/2008 V1.5

Accessories & Ordering:

Ordering Details

Description	Order Code	Notes
NOVICOM combined CO/NO/vis tunnel monitor, right-hand hanging 	TSL-NOVICOM	24VDC power supply required
NOVICOM combined CO/NO/vis tunnel monitor, left-hand hanging 	TSL-NOVICOM-L	24VDC power supply required
Operator Interface (OI) for standard NOVICOM 	TSL-OI-NC-03	24VDC power supply required
Operator Interface (OI) for NOVICOM with NO2/NOX output 	TSL-OI-NC-04	24VDC power supply required
Combined CO/NO check cell with snout for sight tube mounting 	TSL-NC-002	



TUNNEL SENSORS

NOVICOM Combined CO, NO and Visibility Monitor for Tunnels

<p>Visibility attenuation grid with snout for sight tube mounting</p> 	TSL-NC-003	
<p>75W 24VDC power supply with universal single phase AC input, boxed in IP67 protected polycarbonate enclosure with dual gland entries</p> 	PSU-005	
<p>LSZH screened multi-core cable for NOVICOM/OI connection</p> 	CBL-046	Order by the meter i.e. for 10m order 10off
<p>Belden equivalent screened multi-core cable for NOVICOM/OI connection</p> 	CBL-078	Order by the meter i.e. for 10m order 10off



Tunnel Sensors Ltd, Furlong House, Crowfield, Brackley, Northamptonshire NN13 5TW United Kingdom
Telephone: +44 (0)1280 850563, **Facsimile:** +44 (0)1280 850568
Email: contact@tunnelsensors.com, **Web site:** www.tunnelsensors.com



All technical details and specifications are subject to change without notice

© Tunnel Sensors Ltd 2008
23/10/2008 V1.5